


Step 1:



Draw 8-10mL of Anticoagulant Sodium Citrate into 60mL syringe


Step 2:



Draw 50mL of whole blood from the patient, filling the syringe to 60mL

Step 3:

REMOVE and DISCARD Red Cap



For Optional RBC Removal: flush 2mL ACSC through pipe to clear red blood

Load anticoagulated whole blood into the **Concentrating Device**


Step 4:



Counterbalance and process the **Concentrating Device** at

**1.5 minutes
3800 RPM**

Step 5:



Using the 60mL syringe, aspirate the platelet plasma suspension (PPS) until RBC completely fills the aspirating pipe.

(It's normal to aspirate small amounts of RBC into the syringe while attempting to completely fill the aspirating pipe with RBC. If NO RBC's is goal, leave aspirating pipe free of RBC's)

Step 6:



Transfer the platelet plasma suspension (PPS) into the **Concentrating Accessory**

Step 7:



Counterbalance and process the **Concentrating Device** at

**5 minutes
3800 RPM**

Step 8:



Platelet Concentrate
Buffycoat

Platelet concentrate buffycoat separates out at the bottom of the **Concentrating Accessory**

Step 9:

Aspirate platelet poor plasma from the **Concentrating Accessory**. Leave 7mL of plasma.



Step 10:



Attach the 12mL syringe and swirl to resuspend the platelet buffycoat into the plasma.

Step 11:



Extract the PurePRP® into the 12mL syringe.