


Step 1:



Draw 5mL of Anticoagulant Sodium Citrate into 30mL syringe

Step 2:



Draw 25mL of whole blood from the patient, filling the syringe to 30mL


Step 3:

REMOVE and DISCARD Red Cap



Load anticoagulated whole blood into the **Concentrating Device**

Step 4:



Counterbalance and process the **Concentrating Device** at

1 minute
4200 RPM

Step 5:



Using the 30mL syringe, aspirate the platelet plasma suspension (PPS) until RBC fills the aspirating pipe.

(It's normal to aspirate small amounts of RBC into the syringe during this process)

Step 6:



Transfer the platelet plasma suspension (PPS) into the **Concentrating Accessory**

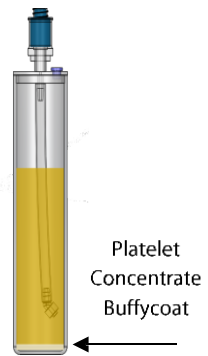
Step 7:



Counterbalance and process the **Concentrating Device** at

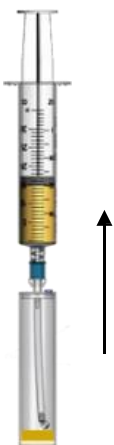
5 minutes
4200 RPM

Step 8:



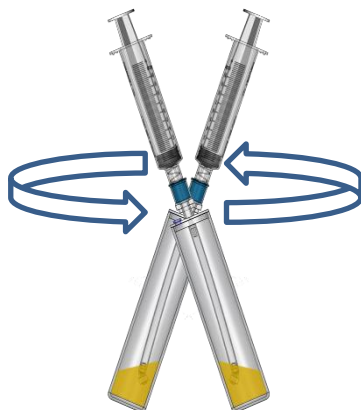
Platelet concentrate buffycoat separates on the bottom of the **Concentrating Accessory**

Step 9:



Aspirate platelet poor plasma from the **Concentrating Accessory**. Leave 4mL of plasma.

Step 10:



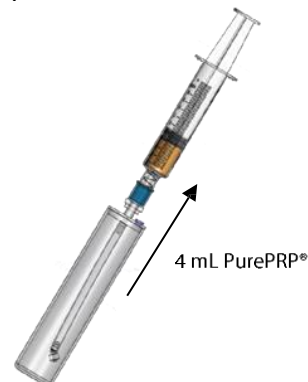
Attach the 12mL syringe and swirl to resuspend the platelet buffycoat into the plasma

Step 11:



Tilt to immerse the Aspirating Pipe into the PurePRP®

Step 12:



Extract the PurePRP® into the 12mL syringe.

QGG5300PureII02.16.01